

Hello 😊

This week (25.1.21) your home learning is based around the traditional  
Nursery Rhyme

## Humpty Dumpty






This is the rhyme

Humpty Dumpty sat on a wall,  
Humpty Dumpty had a great fall.  
All the kings horses and all the kings men,  
Couldn't put Humpty together again.

[https://youtu.be/oilw2Oih\\_C4](https://youtu.be/oilw2Oih_C4)

Watch Peppa Pig and George sing Humpty Dumpty!

<p style="text-align: center;"><b>Reading</b></p> <p>Have you got a Nursery Rhyme book? Some of the rhymes are very funny. The Humpty Dumpty rhyme makes me laugh. How could we fix Humpty? We could put a cushion at the bottom of the wall to soften his fall. Or a trampoline to make him 'boing' back up to us!</p> <p style="text-align: center;">Lit/C&amp;L</p>	<p style="text-align: center;"><b>Writing</b></p> <p>See if you can hold your pencil correctly to &amp; practise your fine motor skills with these worksheets. (attached) Remember to keep your pencil on the line and try your best!</p> <p style="text-align: center;">PD/Lit/UW</p>	<p style="text-align: center;"><b>Painting/ Drawing</b></p> <p>Could you draw a picture of Humpty Dumpty? Can you draw him sitting on the wall? I'd love to see your creations. Watch the video of me drawing Humpty to help you. <a href="https://vimeo.com/502974239">https://vimeo.com/502974239</a></p> <p style="text-align: center;">EAD/Lit/PD</p>
<p style="text-align: center;"><b>Apologies</b></p> <p>I'm so sorry that Mrs Millington &amp; Mrs Shaw's videos wouldn't upload for you last week. I hope that these links work and you can enjoy the stories! <a href="https://vimeo.com/503373171">https://vimeo.com/503373171</a> <a href="https://vimeo.com/503372289">https://vimeo.com/503372289</a></p>	<p style="text-align: center;"><b>Nursery Home Learning Grid</b> Week beginning 25/1/21 Humpty Dumpty</p> 	<p style="text-align: center;"><b>Maths</b></p> <p>Keep up the hard work with watching the number blocks. <a href="https://www.bbc.co.uk/iplayer/episode/b08bzzns/numberblocks-series-1-one">https://www.bbc.co.uk/iplayer/episode/b08bzzns/numberblocks-series-1-one</a></p>  <p>We love Number blocks!</p> <p>Do you have any real eggs in your house? Can you count them? Use those touch counting fingers to help you</p>
<p style="text-align: center;"><b>Dough disco</b></p> <p>Get your dough out and let's get our fingers moving! I'd love to see your videos. <a href="https://www.youtube.com/watch?v=3K-CQqjIOwY">https://www.youtube.com/watch?v=3K-CQqjIOwY</a></p>	<p style="text-align: center;"><b>Fine-Motor</b></p> <p>Can you use one of the pictures that I have attached and colour Humpty or the kings horses and kings men? When you've done this can you use scissors to cut into 4 pieces and make a jigsaw? If you're feeling really confident you could cut it into more pieces to make a trickier jigsaw. Sing the rhyme this time we can put Humpty together again with a jigsaw! <a href="https://vimeo.com/502974239">https://vimeo.com/502974239</a></p>	<p style="text-align: center;"><b>Creative</b></p> <p>Could you ask your grown up if you could decorate an egg? You can use felts, paints or pencils to decorate the egg or stick items onto the egg. If you don't have an egg see if you can draw and collage one on some paper.</p>  <p style="text-align: center;">PD/EAD</p> <p>I would love to see all of your creations! Don't forget to send them to me at <a href="mailto:nursery@pyegreen.uwmat.co.uk">nursery@pyegreen.uwmat.co.uk</a></p>

Please remember to put any photos of your child completing these activities onto Tapestry. Alternatively, send any examples of work / photos to us at [nursery@pyegreen.uwmat.co.uk](mailto:nursery@pyegreen.uwmat.co.uk) Please contact us if you have any queries about work set. Thank you for all your support, the Nursery team ☺